

MAINTENANCE REPORT

2010



SPRING IS HERE!



BUT FIRST

WHAT WE DID LAST YEAR



SGS1-26E N1135S



- Refurbished cushions
- New iLec Vario
- Refurbished Trailer
- Assembly Kit



SGS1-34
NN1156S



- Refurbished cushions
- O₂ Bottle Painted Tested & Filled
- Trailer Repaired - New tongue wheel



L-33 N120BB

- Canopy Cover
- Radio, Boom Mike & PTT
- Refurbished Cushions
- Trailer Repaired but More to do



**B-4
N65317**

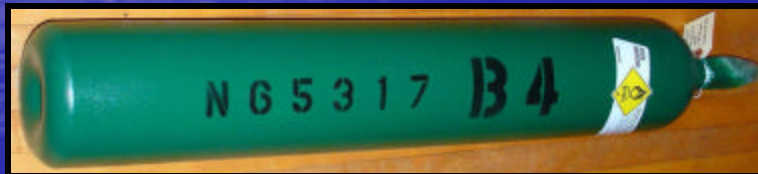


- **USB Port for SN10**
- **New Tires for Trailer**

Canopy Cover



O₂ Bottle Painted Tested & Filled



SGS2-33A
N17899

New Seat Belts



New Interior



L-23
N118BB

- Inst Panel Painted
- Cushions repaired
- Tail Wheel Shocks Replaced
- New Interior (In process)



L-23
N373BA

- Tail Wheel Shocks replaced
- Cushions repaired



SZD50-3 N6070U

- O2 System Installed
- New Boom Mikes Front & Rear
- Spare Tail Wheel
- Canopy Latch Labels



Why do we need those labels?

Automatic Sport Canopy



It could happen to you!

Plans For 2010:

- Replace 1 GEM with Golf Cart.
- Replace Gas Cart with one that works!
- Replace 1 Chute
- Puchacz Trailer (Modify unused 2-33)



- **WEB page Update**

General Maintenance Data Page

Specific page for Each Glider

SZD50-3 N607OU

Radio (x), Audio Vario (x), O2 (x), CG Hook (x)
Flight Computer (), Logger (), ELT / Flarm ()



Glider Operations

- (x) Pilot's Operating Handbook
- () Flight Check List
- () Pre / Post Flight Check Sheets
- () Weight & Balance
- () Polar
- () Speeds to fly
- (x) Flight Characteristic Notes
- (x) Brochure
- () Link to Glider Web page

Maintenance Data

- () Log Book
- () A/D's
- () Maintenance / Parts manual
- (x) Assembly Tool(s)
- () Assembly Notes
- (x) Type Certificate

Instruments / Equipment

- (x) Radio manual
- () Electric Vario Manual
- () Flight computer – Manual
- () Flight computer – SW
- () Secure Logger – Manual
- () Secure Logger – Calibration certificate
- () Electrical Schematic
- () Pneumatic Schematic

Front [Click to Enlarge](#)



Date: 2009-11-08

Rear [Click to Enlarge](#)



Date: 2009-11-08

Now Where's All our Stuff ?



IN HERE!



LET'S TAKE A LOOK



BATTERY SHACK



SCENIC TOUR


FBO DEAD LOCK KEY



Cart Keys



Cart DVM



Emergency Spare Keys

Yes, We Do Have A Tool Box




Roger Cichy Tool Box

GBSC Glider Batteries & Chargers



GBSC Glider Batteries & Chargers



Note Yellow ID Flag

GLIDER POWER WIRING



- Zero Loss Connectors
- Wire
- Fuses
- Fuse Holders
- Solder
- Soldering Iron
- Crimping Tool
- Tape
- Heat Shrink

Colibri Secure Flight Logger

Manual
Battery
Charger
GPS Antenna
Badge Instructions



Compliments of Fred Looft

Top Cabinet

Gas Cart Oil

Spray Paint

Canopy
Parts

O₂ Gear

Raffle Tickets


Blanik
Parts

Assembly Tools

Wing Root Tape
(R, W, & Y)



Puchacz Assembly Tool



On the Left (West) Wall

**N₂ Charger for
L-23 Landing Gear Shock Absorber
Please Do **NOT** Touch!!!**




**A/P's, I/A's
&
Maintenance Directors
Only
Please!**

GREEN CLUB HOUSE



"BEHIND THE WHITE DOOR"



Copper
Canopy
Wire

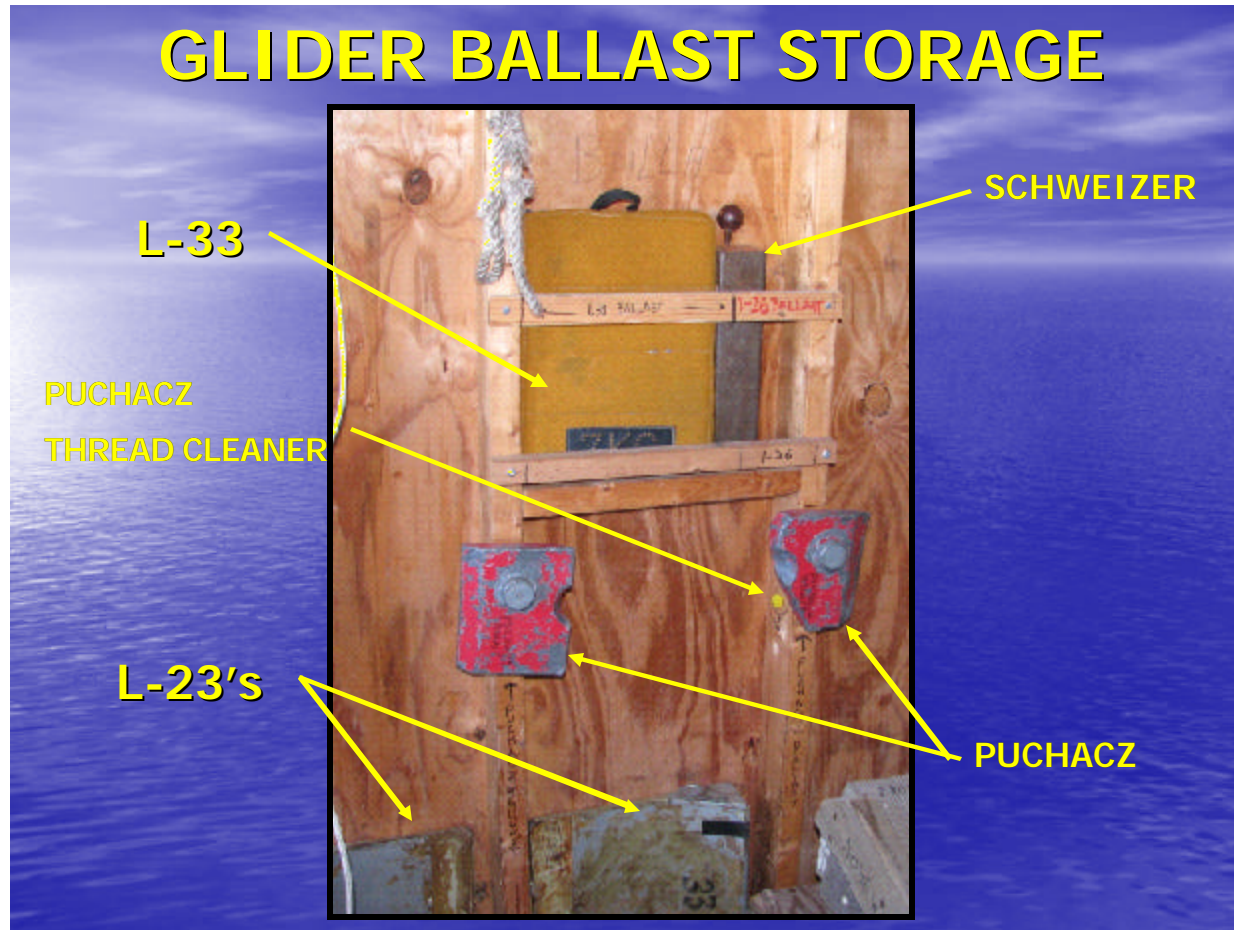
SS Safety
Wire

Trailer Plates
Registrations
On Back

Extra
Forms

Tire Valve
Extensions

GLIDER BALLAST STORAGE



GLIDER CUSHIONS GO ON THE SHELVES!



**NON STANDARD CUSHIONS
GO IN THE BLUE BOX !**



GLIDER STATUS BOARD

CHECK IT BEFORE PREFLIGHT

George Young
203-665-3842 CELL

GLIDER STATUS BOARD
WRIGHT PIERCE

INSTRUMENT	OK/TAIN	LAST	FLIGHT	DOCUMENTS
DATE	TEMP	ANNUAL	STA US	
5002-304 7899	7/10/08 78-10-081 78-10-081	8/1/08	OK	Tail wheel gasket needs to be checked during preflight. Gasket was extending. Gasket material and nuts are on the previous box. Gasket needs to be replaced. Oil gasket needs to be checked where the main target. Don't forget to check the...
7-33 13000	None 401- 402-	3/1/08	OK	PILOTS: CHECK CRACK AIR EXPANSION
5001-25 11000	None L.H. 10000 501- 348-1000	2/1/08	OK	
5000-1 11000	None JONES 501- 457-1000	5/1/08	OK	CP MAIN WHEEL AIR PRESSURE - SLOW LEAK?
5000-1 11000	None JONES 501- 457-1000	7/1/08	OK	Wheel brake fuse blown. Repair 1 small burst on surface of wheel.
520-401 11000	None	4/1/08		LEADS TO BE WAXED 4/1/08 BATTERY CONNECTOR BROWN 4/1/08 - TIE STICK ON. TAIL WHEEL 7/1/08
5000-1 11000	None 245-1000	6/1/08	OK	
5000-1 11000	None 501- 728-1000	7/1/08	OK	WHEEL BRAKE?

ONLINE FLEET STATUS BOARD

Glider Maintenance Director: George Young

E-Mail: gyoung2192@aol.com

HP: 203-245-9138

CP: 203-605-3862

Aircraft	Last Annual	Ship Captain	Status	Comments	Picture	Manual
1-26E N1135S	04/26/2009	Pierre LHeureux plheureux1@cox.net HP: 860-659-1019 CP: 860-368-9005	Ck Field Board	Pwr Sw/Fu bad. Radio Conn NG gyy6/20/09 Annual Due April 2010 !		Link
1-34 N1156S	08/15/2009	Bart Lenaerts lenaerts1451@charter.net HP: 508-829-4143 CP: 508-303-1451	Ck Field Board	Electric Vario Defective? gyy 5/11/09 Turn & Bank Inop gyy 8/09		Link
2-33A N17899	08/15/2009	John Chamberlain jisc@johnchamberlain.com HP: 508-829-1212 CP:	Ck Field Board	x		Link
L-23 Silver N373BA	03/28/2009	Max Chlangeev maxcht@gmail.com HP: 508-261-1862 CP:	Ck Field Board	Annual Due March 2010 !!		Link

Caution For Reference Only!

CLEANING SUPPLIES & LUB



ABOVE THE FRONT BENCH

MITSA Trailer

Extra Chairs

Space for CFI briefings & flight reviews

Spare Canopies



Canopy Covers




PLEASE:

- Only put it on a **CLEAN** canopy!
- Install **SECURELY**, Don't let them flap around
- Store **IN BAG** when not in use.
Not on the ground!

Glider Tie Down:

- Yacht braid or climbing rope only Please !!!
- Accurately position glider on YELLOW concrete main wheel locators
- Position tied downs to Ensure the glider
 - Cannot rotate.
 - Cannot move fore and aft.




Note Angle of Tie down Lines

The ships were well tied down last season, and I am looking forward to another season of the same and better!

Good Job Everyone!


Glider Tie Down: Yes



GLIDER TIE DOWN: NO



If you are lucky Enough to come across one of these, Please DON'T:



DON'T Strike the frame when hammering the stakes!!



DON'T pry the stakes out like a nail!
You will crack the frame.

Maintenance Teams



Key To A Smooth Fun Season

Maintenance Teams



If you fly a club ship:

Please contact the ship captain or the maintenance director to sign up for the ship you like to fly most often.

Ship Captains 2010:

- 2-33 John Chamberlain*
- L-23 373BA Max Chtangeev*
- L-23 118BB Ian Moss*
- 1-26 Pierre LHeureux
- 1-34 Bart Lenaerts*
- B-4 Roger Cichy
- L-33 Jack Cooper*
- SZD-50-3 Mike Volkert

* New Ship Captains (5)

**NEED HELP?
LOOK FOR ME HERE**



See YOU at the one of the Spring Work Parties



MAINTENANCE REPORT

2010

OK, LET'S GO FLYING