

MAINTENANCE REPORT



2011

MEMBERSHIP MANUAL

Being revised to match or current operating procedures

GBSC Membership Manual

GREATER BOSTON SOARING CLUB



MEMBERSHIP MANUAL

© 2014 GBSC

SUMMARY OF CHANGES

xx/xx/11	<p>George Young Eric Foertsch Dwight Schirmer Scott Lamont Ritts Howard Ira Bliden Ray Williams Pierre L'Heureux</p>	<p>General Revisions - Grammar & format Section 2.0 History - MITSA section updated Section 1.3 Equipment – Glider & Winch added Section 1.4.1 Encampments added Section 1.4.2 Winch operations added Section 1.6 Membership - Guest, Tow Only & Mutual added Section 3.1.1 Scheduled flying - Winter flying Section 3.1.3 Unscheduled Flying - Winter flying Section 3.2.1. Flying - BFR date requirement on sign up sheet. Section 3.2.13.1 landing Area - Winter Asphalt runway use Section 3.2.13.2 Landing Technique - Ref for other gliders Section 3.3.2 First flight in GBSC Glider - Requirements added Section 3.3.3 Cross-Country Flights - First retrieve free Section 3.5 No Fly List - New section added Section 3.6 Intro flights - New Section added Section 4.3.4.2 Tow Plane releases - clarified Section 4.5 Emergency & Incident reporting added Section 5.1 SFO duties – mentoring added Section 5.6 Post flight Ops – Appendix D referenced Section 5.3.2 SFO Duties - Appendix D referenced Section 5.6.2 Prospective New Members – Application forms on line</p>
----------	--	--

GROUND PROCEDURES MANUAL

Out of date but still worth reading



Ground Procedures Manual

February 2008

Maintenance Teams



Key To A Smooth Fun Season

Maintenance Teams



If you fly a club ship:

Please contact the ship captain or the maintenance director to sign up for the ship you like to fly most often.

Ship Captains 2011:

- 2-33 Mike McManus*
- L-23 373BA Max Chtangeev
- L-23 118BB Ian Moss
- L-23 922SB Bill Walter*
- 1-26 Pierre LHeureux
- 1-34 Bart Lenaerts
- B-4 Roger Cichy
- L-33 Jack Cooper
- SZD-50-3 Mike Volkert

* New Ship Captains (2)

Where's all that dues money going?

2010 Logistic Items:

- Replaced Gas Cart with one that works!
- Replaced 1 Chute
- Painted the green shed
- New cart batteries

And the following glider specific items:

SGS1-26E
N1135S
Pierre LeHeureux



- **New ASI**
- **Main switch replaced.**

SGS1-34
NN1156S
Bart Leanaerts



- New Tow hook
- New seat belts (TSO)
- New iLEC Vario installed
- New PTT switch
- Main switch replaced
- New 12V power wiring
- Instruments individually fused
- Removed superfluous fuses.

L-33
N120BB
Jack Cooper



- New inner tube - correct air valve
- New main switch-Timer removed!
- Wing tip skids replaced with wheels.

B-4
N65317
Roger Cichy



- **New tow release cable.**

SGS2-33A
N17899
Mike McManus



- **Rear door recovered in Aluminum**
- **New seat belts (TSO)**
- **New skid wear plate**
- **New rear Plexiglas**
- **New aileron hinge pins**
- **New rudder cables.**

L-23
N118BB
Ian Moss



- Main tire replaced
- Main gear shock replaced
- New interior a la Dezi
- Major fuselage repairs
- New power cable
- Radio installed – Richard Gammon.

L-23
N373BA
Max Chtangeev



- **Wheel brake repaired**
- **New brake cable**
- **Canopy frame straightened**
- **Aileron trailing edges repaired**
- **Tail cone repaired**
- **New Telex mike installed**
- **Missing canopy screws replaced.**

L-23
N922SB
Bill Walter



Our new glider:

- **Great Aluminum trailer!**
- **Well equipped & in great condition**
- **A glider we all know well.**

SZD50-3

N6070U

Mike Volkert



- **Front boom mike repaired**
- **New Jadaxia covers**
- **Replaced canopy gasket**
- **Repaired canopy air scoop**
- **Canopy latch repaired**
- **Tail wheel replaced**
- **New seat cushions a la Dezi**
- **New tail stand- Dave Sargent.**

Plans For 2011:

- **Replace 1 GEM with Golf Cart**
- **Puchacz Trailer**
- **Repair L-33 Trailer**
- **Repair 1-34 Trailer**
- **Complete radio installation in 118BB**
- **Canopy Cover for 922SB.**

GLIDER STATUS BOARD

CHECK IT BEFORE PREFLIGHT

George Young
203-665-3842 CELL

4500 FT MOTOR GLIDER W/CELL
W/WEIGHT SPEAK

INSTRUMENT	OK/TAIN	LAST	FLIGHT	DOCUMENTS
TYPE	WREMP	ANNUAL	STA US	
5002-304 7899	Full JUMP 7/16/08 1125-401	8/1/08	OK	Tail wheel gasket needs to be checked during preflight. Gasket was extruding. Gasket material and nuts are on the previous box. Gasket needs to be replaced. Old gasket needs to go where the main target. Don't forget to check the cell.
1-33 13000	None 401- 402-	3/1/08	OK	PILOTS: CHECK CRACK AIR EXPANSION
5001-25 11100	PIR L.H. 11000 501- 348-1008	2/1/08	OK	
5004 11100	2-AN JONES 617- 457-804	5/1/08	OK	CP MAIN WHEEL AIR PRESSURE - SLOW LEAK?
PILOT 11100	PIR JONES 709- 201-1100	7/1/08	OK	Wheel brake fuse blown. Repair 1 small burst on surface of rubber.
520-41 11100		4/1/08		LEADS TO BE WAXED 4/18/08 BATTERY CONNECTOR BROWN 4/16/08 - THE STICK ON. TAIL WHEEL 7/11/08
		P/R	OK	
		P/R	OK	WHEEL BRAKE?





ONLINE FLEET STATUS BOARD

Glider Maintenance Director: George Young

E-Mail: gyoung2192@aol.com

HP: 203-245-9138

CP: 203-605-3862

Aircraft	Last Annual	Ship Captain	Status	Comments	Picture	Manual
1-26E N1135S	04/26/2009	Pierre LHeureux plheureux1@cox.net HP: 860-659-1019 CP: 860-368-9005	Ck Field Board	Pwr Sw/Fu bad. Radio Conn NG gyy6/20/09 Annual Due April 2010 !		Link
1-34 N1156S	08/15/2009	Bart Lenaerts lenaerts1451@charter.net HP: 508-829-4143 CP: 508-303-1451	Ck Field Board	Electric Vario Defective? gyy 5/11/09 Turn & Bank Inop gyy 8/09		Link
2-33A N17899	08/15/2009	John Chamberlain jisc@johnchamberlain.com HP: 508-829-1212 CP:	Ck Field Board	x		Link
L-23 Silver N373BA	03/28/2009	Max Chlangeev maxcht@gmail.com HP: 508-261-1862 CP:	Ck Field Board	Annual Due March 2010 !!		Link

Caution For Reference Only!

SZD50-3 N607OU

Radio (x), Audio Vario (x), O2 (x), CG Hook (x)
Flight Computer (), Logger (), ELT / Flarm ()



Glider Operations

- (x) Pilot's Operating Handbook
- () Flight Check List
- () Pre / Post Flight Check Sheets
- () Weight & Balance
- () Polar
- () Speeds to fly
- (x) Flight Characteristic Notes
- (x) Brochure
- () Link to Glider Web page

Instruments / Equipment

- (x) Radio manual
- () Electric Vario Manual
- () Flight computer – Manual
- () Flight computer – SW
- () Secure Logger – Manual
- () Secure Logger – Calibration certificate
- () Electrical Schematic
- () Pneumatic Schematic

Maintenance Data

- () Log Book
- () A/D's
- () Maintenance / Parts manual
- (x) Assembly Tool(s)
- () Assembly Notes
- (x) Type Certificate

Front [Click to Enlarge](#)



Date: 2009-11-08

Rear [Click to Enlarge](#)



Date: 2009-11-08

Now Where's All our Stuff ?



BATTERY SHACK




FBO DEAD LOCK KEY



Cart Keys



Cart DVM



Emergency Spare Keys

Yes, We Do Have A Tool Box




Roger Cichy Tool Box

GBSC Glider Batteries & Chargers



GBSC Glider Batteries & Chargers



Note Yellow ID Flag

GLIDER POWER WIRING



- Zero Loss Connectors
- Wire
- Fuses
- Fuse Holders
- Solder
- Soldering Iron
- Crimping Tool
- Tape
- Heat Shrink

Colibri Secure Flight Logger

Manual
Battery
Charger
GPS Antenna
Badge Instructions



Compliments of Fred Looft

Top Cabinet

Gas Cart Oil

Spray Paint

Canopy
Parts

O₂ Gear

Raffle Tickets


Blanik
Parts

Assembly Tools

Wing Root Tape
(R, W, & Y)



Puchacz Assembly Tool



On the Left (West) Wall

**N₂ Charger for
L-23 Landing Gear Shock Absorber
Please Do **NOT** Touch!!!**




**A/P's, I/A's
&
Maintenance Directors
Only
Please!**

GREEN CLUB HOUSE



"BEHIND THE WHITE DOOR"



Copper Canopy Wire

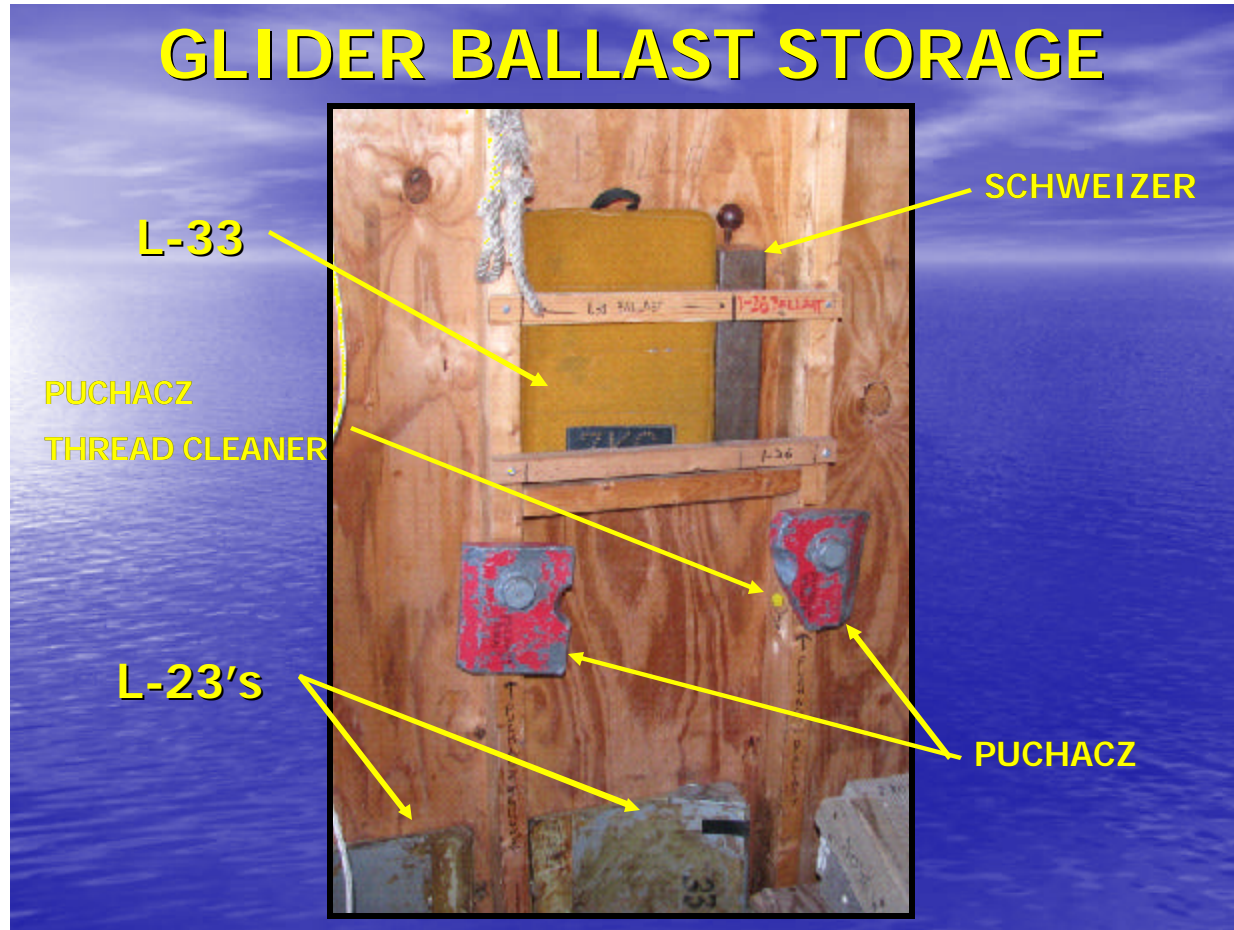
SS Safety Wire

Trailer Plates Registrations On Back

Extra Forms

Tire Valve Extensions

GLIDER BALLAST STORAGE



GLIDER CUSHIONS GO ON THE SHELVES!



**NON STANDARD CUSHIONS
GO IN THE BLUE BOX !**



CLEANING SUPPLIES & LUB



ABOVE THE FRONT BENCH

MITSA Trailer

Extra Chairs

Space for CFI briefings & flight reviews

Spare Canopies



Canopy Covers




PLEASE:

- Only put it on a **CLEAN** canopy!
- Install **SECURELY**, Don't let them flap around
- Store **IN BAG** when not in use.
Not on the ground!

Glider Tie Down:

- Yacht braid or climbing rope only Please !!!
- Accurately position glider on YELLOW concrete main wheel locators
- Position tied downs to Ensure the glider
 - Cannot rotate.
 - Cannot move fore and aft.



Note Angle of Tie down Lines

MAINTENANCE REPORT

2011

READY FOR MIFFLIN?

